



SCOTT 27.5" PLUS LINE-UP

TECH & FACTS REPORT

—
NEW DIMENSIONS
NEW OPPORTUNITIES

X40 PLUS

NEW HORIZONS

MOUNTAIN BIKING IS WHAT WE ALL LOVE. AT SCOTT SPORTS, WE ARE 100 PERCENT COMMITTED TO OUR GREATEST PASSION. NO ONE CAN STOP US FROM IMPROVING BIKES. TECHNOLOGIES ARE CONSTANTLY EVOLVING AND WHEN IT COMES TO IMPROVING THE OVERALL RIDING EXPERIENCE, WE'VE ALWAYS BEEN AT THE FOREFRONT OF PROGRESSION. THE PLUS TECHNOLOGY IS LITERALLY

THE NEXT BIG THING IN OUR SPORT. TOGETHER WITH OUR PARTNERS IN THE INDUSTRY WE BELIEVE THAT WE HAVE COME UP WITH NOT ONLY A GREAT PLUS BIKE LINE-UP, BUT FURTHERMORE WITH SMART SOLUTIONS THAT WILL MAKE THE DIFFERENCE.

PLUS OPENS UP A NEW HORIZON, AND IT IS HERE TO STAY.




Genius 700 Tuned Plus

THE SCOTT PLUS BIKES

ENGINEERING & PRODUCT DEVELOPMENT BACKGROUND

Dan Roberts, **Engineering**



"Thanks to the new Boost standard, we were able to realize an entirely new dimension of bikes. Benefits are clearly measurable, but what's even stronger is the feeling you get when riding Plus bikes. Obviously, the true challenges were to deliver wider, but at the same time light and compact frames."

Rene Krattinger, **Product Management**



"Plus offers a huge potential for all kinds of bikers because the benefits are just overwhelming. Traction and control has never been better than on a dialed full-suspension geometry with Plus adjusted features. With our Plus line-up, we pay tribute to a new trend which we believe has come here to stay."

Jochen Haar, **MTB Product Marketing**



"The Plus experience opens up an entirely new horizon. Our 27.5" Plus bikes enable more fun and aggressive handling for skilled riders but also more forgiveness for rookies due to an unmatched level of control. With various models – from hardtails to a full-suspension E-MTB and a Contessa version – we are ready for the next level of what Mountain Biking has to offer."

Brendan Fairclough, **Gstaad-SCOTT DH Team**



"These Plus bikes are flat out fun. Tricky descents, slick roots, steep climbs, whatever, the Genius Plus takes it all in stride. This thing had a grin on my face from the get go."

AN ENTIRE LINE-UP OF PLUS BIKES

SCOTT offers an entire collection of 11 different Plus bikes, from a hardtail to Enduro, E-powered trail bikes and Women's bikes included.



Scale 710 Plus



Genius 700 Tuned Plus



E-Genius 710 Plus



Genius LT 700 Tuned Plus



NEW DIMENSIONS, NEW OPPORTUNITIES

PLUS & BOOST: TWO NEW TECHNOLOGIES THAT WILL PUSH THE EVOLUTION OF MOUNTAIN BIKING IN 2016

Mountain Biking never stands still. Standards are not written in stone as long as we are constantly improving what we love most: Mountain Biking. Wheel and tire sizes have always been and always will be a hot topic- we have seen this more than ever in the past three years. With the new Plus size, there is a new dimension emerging. Tire width has been underrated for too long. We are confident that the 27.5 Plus addition to the existing wheel size geometry standards will make its way into the mountain biker's vision. The long established 29" and the younger 27.5" geometries are well positioned in the MTB market. While 29ers are best for fast rides, keeping momentum and rollover, 27.5" wheels are well known for their nimble, agile handling top acceleration. With 4.8" wide tires, adventurers explore new grounds riding Fat bikes. 27.5"Plus offers an entirely new riding experience and will extend the scope of traction and control to the majority of mountain bikes without making any significant compromises. Thanks to the new Boost standard, Mountain Biking will not only see bikes with stiffer wheels (and therefore better handling), but also with the grip enhanced, thicker 2.8-3.0" tires and respective geometries.

The 27.5"Plus experience opens up an entirely new horizon: traction and rollover has never been better. Our 27.5"Plus bikes enable more fun and aggressive handling for skilled riders but also more forgiveness for rookies due to an unmatched level of control. Nasty trail sections and obstacles are easier to tame. Searching for maximum flow? Go for Plus and find an entirely new riding experience. Additionally, the new plus-size compatible models can still be ridden with conventional tires. The compatibility of 27.5"Plus with 29"/2.3" tires is just another huge benefit. We believe that riding at any level can become easier and more intense. We have no doubt that 27.5"Plus is here to stay- the benefits are immense.

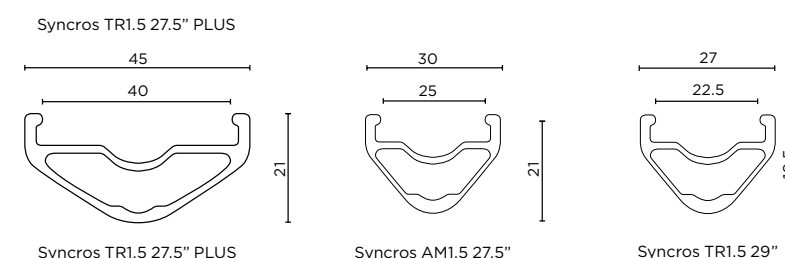
PLUS BENEFITS

MORE GRIP, MORE CONTROL, MORE FUN. HOW SCOTT'S PLUS TECHNOLOGY AFFECTS RIDING

Riding Plus bikes on wider rims and with 2.8" tires with less air pressure (1-1.2 bar) results in a couple of benefits: outstanding traction, superior rollover, faster lines and no more slipups. This is just the tip of the iceberg. The overall outside diameter of 27.5"Plus fits within the same diameter as a standard 29"x2.3" wheel- compatibility in a new, yet un-known dimension. With eleven different models to choose from in the SCOTT Plus segment, we offer a broad range of fun bikes for riders who want to experience maximum grip and control on fun but demanding trails.

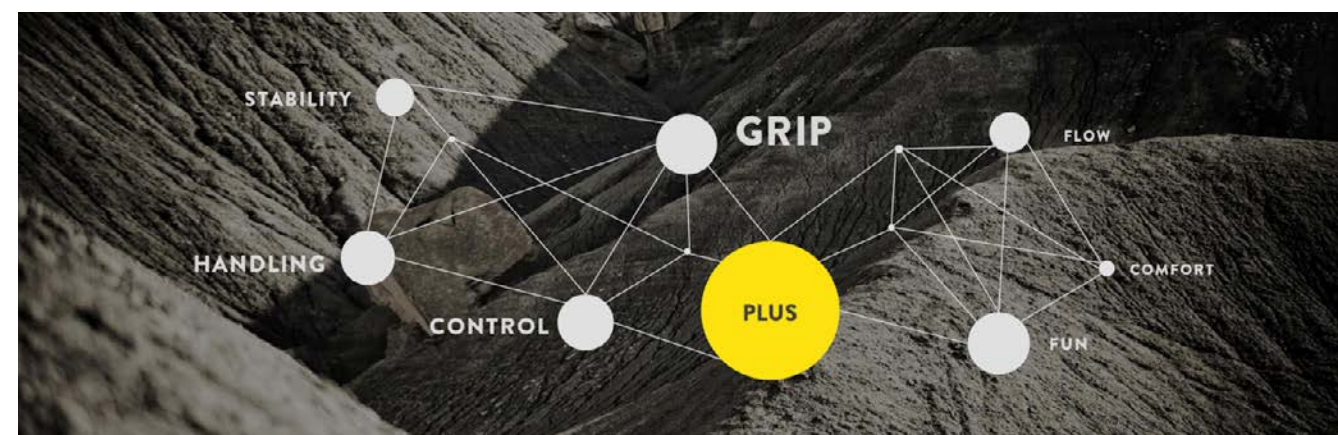
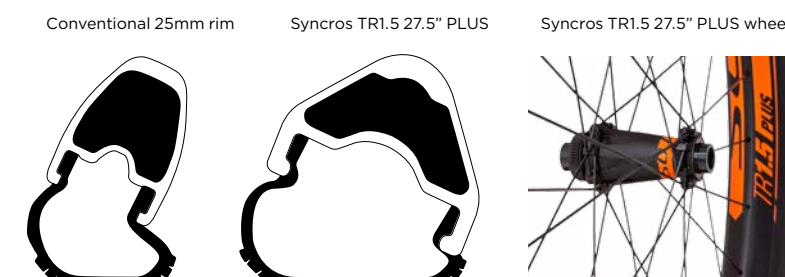
THE RIMS: WIDER RIMS IMPROVE THE OVERALL RIDING EXPERIENCE

A wider rim increases the air volume of the tire. The result is a more comfortable ride. The Syncros 40mm width rim (TR 27.5"Plus) puts more of the tread in contact with the ground resulting in greater traction. Wider rims also enable more precise steering when riding tires at lower air pressure compared to tires with higher air pressure. Also, the tire does not "break" away in critical riding situations.



INCREASED STABILITY WITH LESS AIR PRESSURE

Combining a wider tire with a narrow rim requires higher air pressure. On the other hand, increasing the width of the rim results in better stability. Wider rims add a significant amount of lateral support to the tire and reduce the walking effect. Wider, bigger tires come into play and enable riding with lower air pressure. From trail to all-mountain and enduro riders, the Syncros 27.5" Plus wheel set offers a unique ride quality including the fun factor.

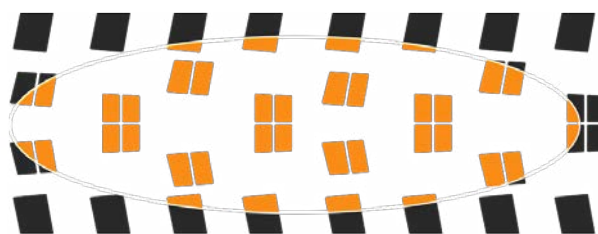


THE TIRES: INCREASED CONTACT PATCH

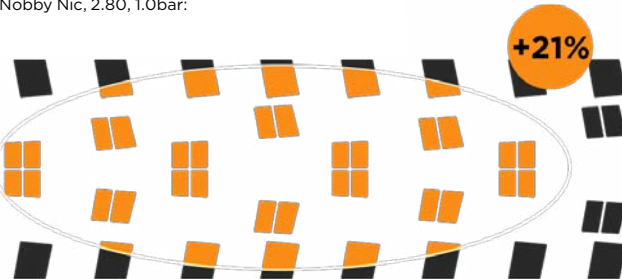
While competitors have introduced the wider 3.0" tire width, SCOTT engineers found out that 2.80" is the optimum for Plus to guarantee best handling and to avoid the walking effect. Based on Schwalbe's testing data, the size of the contact

patch of a 2.80" tire (Nobby Nic) is increased by 21% compared to a 2.35" tire (Nobby Nic). Tested with standard tire pressure (1.7 bar/2.35" vs. 1.0 bar /2.80"), the test indicates significantly better traction for the Plus sizes.

Nobby Nic, 2.35, 1.7bar:



Nobby Nic, 2.80, 1.0bar:



ABSOLUTE VALUE

	60-584 HS463 Nobby Nic (1,7 Bar inflation pressure)	70-584 HS463 Nobby Nic (1,0 Bar inflation pressure)
ROLLING RESISTANCE	23,8 Watt	29 Watt
SNAKE BITE RESISTANCE	325mm	350mm
SIZE OF CONTACT PATCH	4384mm²	5303mm²
TIRE DEFLECTION AT 100KG LOAD	16,6mm	18,5mm



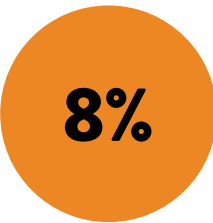
Source: Schwalbe

ROLLING RESISTANCE: ONLY 5W INCREASE



Based on Schwalbe's testing data, rolling resistance of a 2.80" Tire (Nobby Nic) only has a 5W increase compared to a 2.35" Tire (Nobby Nic).

REDUCED SNAKE BITE RESISTANCE



Schwalbe found out, that the risk of snake bites of 2.8" Plus tires are 8% reduced compared to 2.35" Tires (Nobby Nic).



THE FRAME TECHNOLOGY

THE FULL SUSPENSION REAR TRIANGLE: WIDER, STIFFER AND MORE CLEARANCE

The ultimate challenge in designing a proper 27.5"Plus full suspension frame is not compromising the wheelbase length and maintaining the agility that a trail bike needs to have. Short chainstays are key for nimble handling and best maneuverability. CST Genius 700 Plus measure 445mm (CST Genius LT 700 Plus is 448mm), they are even shorter than the ones of the CST Genius 900.

Also, clearance has to be adjusted to fit in the new wider Boost 148 standard for rear hubs and the wider and increased diameter of 27.5"Plus tires. Our new Genius rear triangle not only offers increased clearance but also higher stiffness. We also made sure our proprietary IDS-SL dropout system is ready for the 148x12mm Boost standard.

SHORT 445 CST

THE GENIUS 700 PLUS FEATURES SUPER SHORT CHAIN STAYS FOR BEST HANDLING.

2200G / 12.3KG

FRAME INCL. HARDWARE OVERALL WEIGHT GENIUS 700 TUNED PLUS.

67.5° HT ANGLE

THE GENIUS PLUS SERIES OFFERS SLACKER GEOMETRY FOR MORE CONTROLLED RIDING

BOOST STANDARD: A WIDER BRACING ANGLE, MORE CLEARANCE, INCREASED WHEEL STIFFNESS

Boost is a hub and drivetrain standard developed by SRAM and has recently become common in the bike industry. Boost incorporates an enlarged rear and front hub and makes for stiffer wheels due to a slacker spoke angle. Boost 148 widens the hub flanges by 6mm. The front hub is increased by 10mm to 110mm. Boost is designed to be a complete system so it does not affect drivetrain performance. Even though Boost pushes the chainline out three millimeters, the Q-Factor remains the same as the Boost system's crankset utilizes front chainrings that sit a corresponding 3mm outward to ensure the required chainline. Boost cranks can only be used when paired with a 148mm hub.

Without the enlarged dimensions of Boost, 27.5"Plus geometries with its higher demand of clearance wouldn't be possible. We believe the new Boost standard will significantly improve riding on all kinds of Mountain bikes in the future.

BOOST PROVIDES:

- Increased wheel stiffness
- Better bike handling precision
- Wider range of chainring options
- More clearance for bigger tires



FRAME FEATURES GENIUS 700 PLUS & GENIUS LT 700 PLUS SERIES



The overall weight of the Genius 700 Tuned Plus is only 12.3kg, the Genius LT 700 Plus weighs in at only 12.7kg. When it comes to realizing a capable Plus rig, the rear triangle is one of the key features on which to focus. The entire rear triangle has been newly developed, providing increased stiffness and the clearance a Plus format needs. The CST Genius 700 Plus measure 445mm (CST Genisu LT 700 Plus is 448mm), and are even shorter than the ones of the CST Genius 900.



The super-short rear triangles are Boost-ready and provide clearance up to 3.0". Rear (148mm) and front hubs (110mm) enable wider bracing angles, increased wheel stiffness and better overall handling of the bikes. Both Genius 700 Tuned Plus and Genius LT 700 Plus feature a SRAM X01 optimized 1x11 Boost Drive Train. Even though Boost pushes the chainline out three millimeters, the Q-Factor remains the same.



The Genius 700 Plus has 140mm of front and 130mm of rear travel, the Genius LT 700 Plus has 160/160mm of travel. Both bikes feature the latest evolution of FOX's suspension highlights as well as Plus tuned suspension. Together with SCOTT's patented TwinLoc system incl. true lockout and the SCOTT geometry adjustment chip, riders couldn't ask for more adjustability or versatility. Our Plus geometries come with slacker head angles of 67.5° (Genius Plus) and 65.8° (LT Plus) and provide for super stable handling in rough trail and downhill sections and for more aggressive cornering.



The full-suspension frames consist of super light and stiff HMX carbon main frames and Plus optimized alloy swingarms. The bridge of the Seat stay is built wider and stiffer than ever before. It is specifically formed and put further down to guarantee even more clearance. Our proprietary IDS-SL dropout system (Interchangeable Dropout System-Super Light) is ready for the 148x12mm Boost standard. The Genius 700 Plus frame is also compatible with 29" wheels.



Seat stay bridge Genius 700 Plus:
Increased Clearance and Stiffer



IDS-SL Dropouts Genius 700
Plus: Ready for Boost 148



THE SUSPENSION

SCOTT PLUS BIKES BENEFIT FROM OUR ADVANCED SUSPENSION DEVELOPMENT



FOX NUDE SHOCK

The NEW NUDE DPS, with its dual piston system is FOX's best Trail shock to date. It has superior bump and rebound control and tunability, along with wide range lever adjust with a firmer climbing platform. Much like with the FIT4 Damper, the open mode is adjustable. What makes the NUDE DPS better than the Float DPS? The answer lies in our unique Traction Mode and Travel adjust which allows for on the fly travel and geometry adjustment.

THE FOX NUDE DPS SHOCK HAS THREE MODES (130MM-90MM-0MM):

1. Descend = Full air volume, supple damping
2. Traction Control = Reduced volume, travel and geometry change, increased damping
3. Lockout = Reduced volume with locked out damping

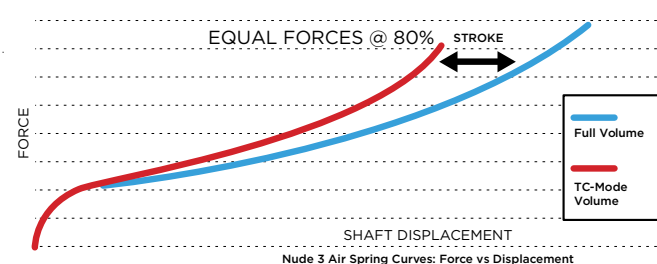
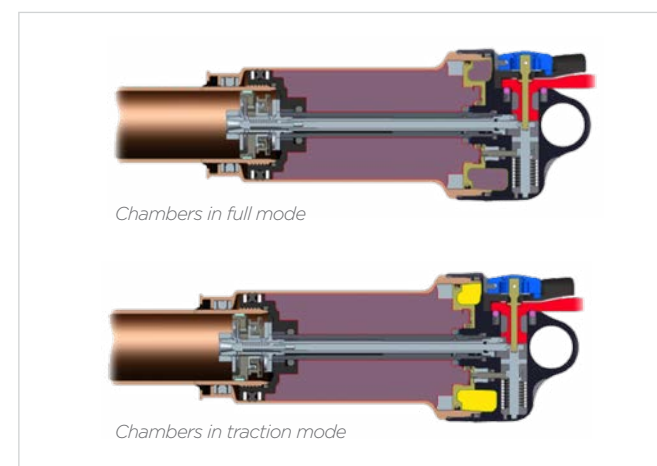
2-POSITION AIR VOLUME ADJUSTMENT 20% REDUCED WHEEL TRAVEL

Our 2-Position Air Volume Adjustment is the system that allows us to attain two unique spring curves for TwinLoc equipped bikes. Either a single air chamber or a combination of the two chambers allows for two unique geometry and travel modes with TwinLoc. When a smaller, single chamber is used, there is less air volume leading to shorter travel, less sag, and a steeper, more agile geometry- ideal for climbing. When both chambers are employed, the air volume increases allowing the bike to sag into a slacker position with more negative travel and more available travel at an engineered spring curve specifically chosen for the full travel mode. Effectively, this technology gives you two bikes in one. No other system on the market provides this.

EVOL AIR SLEEVE

An option for the NUDE DPS is the EVOL Air Sleeve. The new EVOL features negative air volume to enhance your NUDE ride. EVOL significantly reduces the force to initiate travel, providing excellent small bump performance.

The System is also more linear in its progression, offering improved mid-stroke support and better bottom out resistance. The EVOL Air Sleeve is featured on all Genius, Genius LT, Genius PLUS and Genius LT PLUS Models.



FRONT SUSPENSION



We worked with our suspension partner FOX to build forks with damping that matched our rear shocks. Our front and rear suspension offers the perfect balance. Genius Plus series bikes offer mode sensitive damping front and rear and work with our TwinLoc lever. The Genius 700 Tuned Plus comes with the FOX 34 Float Factory Air Kashima coated fork. Its highlight, the new FIT4 damping system, features three Modes with low speed adjustment. The new Float Air Spring is a self-equalizing air negative spring that offers smoother performance with reduced friction, quiet performance and is lighter than its predecessor. Additionally, clip volume spacers can be clipped onto the top cap to allow for fine tuning of the air spring compression ratio.

NEW TWINLOC WITH TRUE LOCKOUT



For 2016, we have a new TwinLoc lever that is accessed under the handlebar. This allows the lever to be placed on the left side, which allows more options for a dropper post and is great for the ever popular 1x drivetrain set up. The Climb mode allows for front and rear suspension with real Lockout, ideal for smooth climbing with maximum efficiency. The Traction Control mode provides front suspension with full travel but firmer damping; Rear suspension has reduced travel, but changes the geometry to have a better pedaling position. In the Descend mode, the shock is fully active front and rear and offers full travel.



KYLE JAMESON, SCOTT ATHLETE
"The Genius 700 Tuned Plus is probably the most capable bike I've ever ridden. The traction and control that the Plus offers is just unbelievable. But it's not only the wider tires - the geometry is dialed, so the bike is up to the task of delivering more aggressive handling."

130-90-0

GENIUS PLUS: THREE TRAVEL AND GEOMETRY SETTINGS AND A TRUE LOCKOUT.

160-100-0

GENIUS LT PLUS: THREE TRAVEL AND GEOMETRY SETTINGS AND A TRUE LOCKOUT.

1X-OPTIMIZED

BOTH GENIUS AND LT PLUS SERIES ARE OPTIMIZED FOR 1X DRIVE TRAINS.



SCALE 710 PLUS

241301



SIZE: S, M, L, XL

WHAT'S NEW

- + Frame Alloy tubing
- + Weight 1580gr. / Boost 148x12mm
- + SRAM GX111 Speed

The all NEW SCOTT Scale 710 Plus incorporates the new plus size tire standard to deliver and incredibly grippy, comfortable and confidence inspiring ride. With the same geometry as our World Championship winning Scale, Plus sized wheels, SRAM GX1 1x11 Drivetrain and Syncros components, the 710 Plus opens new frontiers on every trail.

- + SRAM GX1 Optimized 1x11 Boost Drive Train
- + Shimano Disc Brakes
- + Boost Front and Rear Thru Axle
- + Syncros Tubeless Ready Rims
- + Syncros Components

AVAILABLE IN PLUS

FRAME	Scale PLUS Alloy
	Custom Butted Superlight Tubing
FORK	FOX 32 Float Performance Air
	Boost 15x10mm QR axle / tapered steerer
REAR DERAILLEUR	SRAM GX1
	11 Speed

SHIFTERS	SRAM GX1 Trigger right only
	SRAM Custom GX1 Boost GXP PF 30T
BRAKES	Shimano M506 Disc J-Kit
	180/F and 160/Rmm SM-RT54 CL Rotor
CRANKSET	SRAM GX1 Boost GXP PF 30T
	SRAM GXP PF integrated / shell 41x89.5mm
HANDLEBAR	Syncros FL1.5 T-Bar
	Alloy 7050D.B. / T shape Flat / 9° / 740mm
HANDLEBAR STEM	Syncros FL1.5
	7050 Alloy / 31.8mm / +6° / 11/8"
SEATPOST	Syncros FL2.0 / 31.6mm
	Syncros XM1.5 / Titanium rails

HUB (FRONT)	Syncros CL811 / Boost 15x10mm
	made by Formula
HUB (REAR)	Syncros CL14811 / Boost 148x12mm
	RWS axle / XD / made by Formula
CHAIN	KMC X11L
	SRAM XG1150
CASSETTE	SRAM XG1150
	10-42 T
SPOKES	DT Swiss Champion Black 1.8mm
	Syncros X-40 / 27.5" / Tubeless Ready
RIMS	Syncros X-40 / 27.5" / Tubeless Ready
	40mm wide / 32H / Eyelets
TIRES	Schwalbe Rocket Ron EVO / 2.80x27.5
	127EPI Kevlar Bead / PaceStar compound
APPROX. WEIGHT	11.80kg / 26.01lbs

SCALE 720 PLUS

241302



SIZE: S, M, L, XL

WHAT'S NEW

- + Frame Alloy tubing
- + Weight 1580gr. / Boost 148x12mm

The all NEW SCOTT Scale 720 Plus incorporates the new plus size tire standard to deliver and incredibly grippy, comfortable and confidence inspiring ride. With the same geometry as our World Championship winning Scale, Plus sized wheels and Syncros components, the 720 Plus opens new frontiers on every trail, all at a lower price point.

- + Shimano 2x10 Boost Drive Train
- + Shimano Disc Brakes
- + Boost Front and Rear Thru Axle
- + Syncros Tubeless Ready Rims
- + Syncros Components

AVAILABLE IN PLUS

FRAME	Scale PLUS Alloy
	Custom Butted Superlight Tubing
FORK	FOX 32 Float Performance Air
	Boost 15x10mm QR axle / tapered steerer
REAR DERAILLEUR	Shimano XT RD-M781 SGS / DM
	Shadow Type / 20 Speed
FRONT DERAILLEUR	Shimano Deore FD-M618-E

SHIFTERS	Shimano Deore SL-M610
	Rapidfire plus / 2 way release w/gear indicator
BRAKES	Shimano M425 Disc J-Kit
	180/F and 160/Rmm SM-RT54 CL Rotor
CRANKSET	Shimano FC-M627-B Boost
	2-piece Design 36x22 T
BB-SET	Shimano BB-MT500-PA / shell 41x89.5mm
	Alloy 6061D.B. / T shape Flat / 9° / 740mm
HANDLEBAR	Syncros FL2.0
	6061 Alloy / 31.8mm / +6° / 11/8"
HANDLEBAR STEM	Syncros FL2.5 / 31.6mm
	Syncros XM2.5

HUB (FRONT)	Syncros CL811 / Boost 15x10mm
	made by Formula
HUB (REAR)	Syncros CL1485 / Boost 148x12mm
	RWS axle / made by Formula
CHAIN	KMC X10
	Shimano CS-HG50-10
CASSETTE	Shimano CS-HG50-10
	11-36 T
SPOKES	Stainless Black 15G / 1.8mm
	Syncros X-40 / 27.5" / Tubeless Ready
RIMS	Syncros X-40 / 27.5" / Tubeless Ready
	40mm wide / 32H / Eyelets
TIRES	Schwalbe Rocket Ron / 2.80x27.5
	67EPI Kevlar Bead / Dual compound Performance Series
APPROX. WEIGHT	12.50kg / 27.56lbs

GENIUS 700 TUNED PLUS

241342



SIZE: S, M, L, XL

WHAT'S NEW

- + Fork 34 FIT4 Factory 140mm travel
- + Nude with DPS damping & EVOL
- + SRAM XO111 Speed
- + RS Reverb adj. Seat Post

The phrase "Any Trail, Any Time" was coined a few years back to describe the Genius series. The all NEW Genius 700 Tuned Plus makes that phrase ring even truer. Adding plus sized wheels to what is already one of the most capable rigs on the market ups the level of traction, comfort, and most importantly fun hogging. Rocks, roots and boosts beware, this bike is ready to rumble.

- + SRAM XO1 Optimized 1x11 Boost Drive Train
- + Shimano XTR Disc Brakes
- + Front and Rear Thru Axle
- + Syncros Tubeless Ready Carbon Rims
- + Syncros Carbon Components
- + Rock Shox Reverb Stealth Adjustable Seatpost

AVAILABLE IN PLUS

FRAME	Genius PLUS Carbon / IMP / HMX / BB92 / Alloy swingarm with 180PM U-Mono Link / Tapered Headtube
	IDS SL dropouts for 148x12mm Boost 3.0" Tire clearance / BB height adj. 130mm rear travel
TRAVEL	Front: 140mm
	Rear: 130mm
FORK	FOX 34 Float Factory Air / Kashima
	FIT4 3-Modes with low speed adj. Boost 15x10mm QR axle / tapered steerer
REAR SHOCK	FOX Nude / SCOTT custom w. travel / geo adj
	DPS 3 modes: Lockout - Traction Control - Descend / Kashima / EVOL / reb. Adj. Travel 130 - 90 - Lockout / 190X50mm
REMOTE SYSTEM	SCOTT TwinLoc Downside Remote
	3 modes front and rear / integ. Grip clamp

HEADSET	Syncros FL1.5 / Tapered 1.5" - 11/8" semi integ. OD 50/61mm / ID 44/55mm
	SRAM XO1
REAR DERAILLEUR	SRAM XO1
	11 Speed
FRONT DERAILLEUR	SCOTT Chainguide / DM
	SRAM GX1 Trigger right only
SHIFTERS	SRAM GX1 Trigger right only
	multi adj. / with Carbon cap
BRAKES	Shimano XTR M9020 Disc / Pads w/Fin
	180/F and 180/Rmm SM-RT99 CL Ictech Rotor
CRANKSET	SRAM XO1 GXP Boost PF / DM
	Carbon crankarm / QF 168
BB-SET	SRAM GXP PF integrated / shell 41x89.5mm
	Syncros FL1.0 Carbon T-Bar
HANDLEBAR	T shape flat / 9° / 740mm
	Syncros Pro lock-on grips
HANDLEBAR STEM	Syncros TR1.0 Carbon
	7050 Carbon wrapped / oversize 31.8mm 11/8" / +6° angle

SEATPOST	Rock Shox Reverb Stealth 125
	inside hydraulic remote system / 31.6mm
SEAT	Syncros XM1.0 / Carbon rails
	Syncros TR1.5 PLUS CL / Boost 15x10mm
HUB (FRONT)	Made by DT Swiss
	Syncros TR1.5 PLUS CL / Boost 148x12mm
HUB (REAR)	RWS axle / 36T Ratchet System / XD
	made by DT Swiss
CHAIN	SRAM PCX1
	SRAM XX1 / XG1195
CASSETTE	SRAM XX1 / XG1195
	10-42 T
SPOKES	DT Swiss Aero Comp
	Syncros TR1.5 PLUS
RIMS	28H / Tubeless ready
	Schwalbe
TIRES	Front: Nobby Nic EVO / 2.80x27.5
	Rear: Rocket Ron EVO / 2.80x27.5
APPROX. WEIGHT	PaceStar compound / Tubeless Easy
	12.30kg / 27.12lbs

GENIUS 710 PLUS

241343



SIZE: S, M, L, XL

WHAT'S NEW

- + Fork 34 FIT4 140mm travel
- + Nude with DPS damping & EVOL
- + SRAM GX111 Speed
- + RS Reverb adj. Seat Post

The phrase "Any Trail, Any Time" was coined a few years back to describe the Genius series. The all NEW Genius 710 Plus makes that phrase ring even truer. Adding plus sized wheels to what is already one of the most capable rigs on the market ups the level of traction, comfort, and most importantly fun hogging. Rocks, roots and boosts beware, this bike is ready to rumble.

- + SRAM GX1 Optimized 1x11 Boost Drive Train
- + Shimano SLX Disc Brakes
- + Front and Rear Thru Axle
- + Syncros Tubeless Ready Rims
- + Syncros Components
- + Rock Shox Reverb Stealth Adjustable Seatpost

AVAILABLE IN PLUS

FRAME	Genius PLUS Carbon / IMP / HMF / BB92 / Alloy swingarm with 180PM U-Mono Link / Tapered Headtube
	IDS SL dropouts for 148x12mm Boost 3.0" Tire clearance / BB height adj. 130mm rear travel
TRAVEL	Front: 140mm
	Rear: 130mm
FORK	FOX 34 Float Performance Elite Air
	FIT4 3-Modes with low speed adj. Boost 15x10mm QR axle / tapered steerer
REAR SHOCK	FOX Nude / SCOTT custom w. travel / geo adj
	DPS 3 modes: Lockout - Traction Control - Descend / EVOL / reb. Adj. Travel 130 - 90 - Lockout / 190X50mm
REMOTE SYSTEM	SCOTT TwinLoc Downside Remote
	3 modes front and rear / integ. Grip clamp

HEADSET	Syncros Pro / Tapered 1.5" - 11/8" semi integ. OD 50/61mm / ID 44/55mm
	SRAM GX1
REAR DERAILLEUR	SRAM GX1
	11 Speed
FRONT DERAILLEUR	SCOTT Chainguide / DM
	SRAM GX1 Trigger right only
SHIFTERS	Shimano SLX M675 Disc
	180/F and 180/Rmm SM-RT64 CL Rotor
BRAKES	SRAM Custom GX1 Boost GXP PF 30T
	SRAM GXP PF integrated / shell 41x89.5mm
BB-SET	SRAM GXP PF integrated / shell 41x89.5mm
	Syncros FL1.5 T-Bar
HANDLEBAR	Alloy 7050 D.B. / T shape Flat / 9° / 740mm
	Syncros Pro lock-on grips
HANDLEBAR STEM	Syncros TR1.5
	2014 / 4D forged / oversize 31.8mm 11/8" / +6° angle

SEATPOST	Rock Shox Reverb Stealth 125
	inside hydraulic remote system / 31.6mm
SEAT	Syncros XM1.5 / Titanium rails
	Syncros CL811 / Boost 15x10mm
HUB (FRONT)	Made by Formula
	Syncros CL14811 / Boost 148x12mm
HUB (REAR)	RWS axle / XD / made by Formula
	Made by Formula
CHAIN	KMC X11L
	SRAM XG1150
CASSETTE	SRAM XG1150
	10-42 T
SPOKES	DT Swiss Competition 2.0-1.8-2.0 Black
	Syncros X-40 / 27.5" / Tubeless Ready
RIMS	40mm wide / 32H / Eyelets
	Schwalbe
TIRES	Front: Nobby Nic EVO / 2.80x27.5
	Rear: Rocket Ron EVO / 2.80x27.5
APPROX. WEIGHT	PaceStar compound / Tubeless Easy
	13.20kg / 29.10lbs



GENIUS 720 PLUS

241344



SIZE: S, M, L, XL

WHAT'S NEW

- + Fork 34 FIT4 140mm travel
- + Float with DPS damping
- + 20 Speed
- + adj. seatpost

The phrase "Any Trail, Any Time" was coined a few years back to describe the Genius series. The all NEW Genius 720 Plus makes that phrase ring even truer. Adding plus sized wheels to what is already one of the most capable rigs on the market ups the level of traction, comfort, and most importantly fun hogging. Sporting an Alloy frame, the 720 comes in at a lower price point. Rocks, roots and boosts beware, this bike is ready to rumble.

- + Shimano 2x10 Boost Drive Train
- + Shimano SLX Disc Brakes
- + Front and Rear Thru Axle
- + Syncros Tubeless Ready Rims
- + Syncros Components
- + X-Fusion Hilo Strate Adjustable Seatpost

AVAILABLE IN **27.5 PLUS**

FRAME	Genius PLUS Alloy 6061 custom butted Hydroformed tubes / tapered Headtube BB92 / U-Mono Link / rear 180PM IDS SL DM dropout for 148x12mm Boost BB height adj. / Full Internal Cable Routing 130mm rear travel
TRAVEL	Front: 140mm Rear: 130mm
FORK	FOX 34 Float Performance Air FIT4 3-Modes Boost 15x110mm QR axle / tapered steerer Lockout / reb. Adj. / 140mm travel
REAR SHOCK	FOX Float Performance Elite / 3 modes DPS / Lockout - Trail - Descend reb. Adj. / 190x50mm
REMOTE SYSTEM	SCOTT TwinLoc Remote Technology 3 modes front and rear / integ. grip clamp
HEADSET	Syncros Comp / Tapered 1.5" - 1 1/8" semi integ. OD 50/61mm / ID 44/55mm

REAR DERAILEUR	Shimano XT RD-M781 SGS / DM Shadow Type / 20 Speed
FRONT DERAILEUR	Shimano Deore FD-M618-E / DM
SHIFTERS	Shimano Deore SL-M610-I Rapidfire Plus / 2 way release Ispcsc
BRAKES	Shimano SLX M675 Disc 180/F and 180/Rmm SM-RT54 CL Rotor
CRANKSET	Shimano FC-M627-B Boost 2-piece Design 36Ax22 T
BB-SET	Shimano BB-MT500-PA / shell 41x89.5mm
HANDLEBAR	Syncros FL2.0 T-Bar Alloy 6061 D.B. / T shape Flat / 9° / 740mm
HANDLEBAR STEM	Syncros TR2.0 6061 / 4D forged / oversize 31.8mm 1 1/8" / +6° angle

SEATPOST	X-Fusion Hilo Strate custom / 125mm adj. internal cable routing / remote
SEAT	Syncros XM2.0 / CROM rails
HUB (FRONT)	Syncros CL811 / Boost 15x110mm made by Formula
HUB (REAR)	Syncros CL148S / Boost 148x12mm RWS axle / made by Formula
CHAIN	KMC X10
CASSETTE	Shimano CS-HG50-10 11-36 T
SPOKES	DT Swiss Champion Black 1.8mm
RIMS	Syncros X-40 / 27.5" / Tubeless Ready 40mm wide / 32H / Eyelets
TIRES	Schwalbe Front: Nobby Nic EVO / 2.80x27.5 Rear: Rocket Ron EVO / 2.80x27.5 PaceStar compound / Tubeless Easy
APPROX. WEIGHT	13.80kg / 30.42lbs

GENIUS LT 700 TUNED PLUS

241348



SIZE: S, M, L

WHAT'S NEW

- + Fork 36 FIT4 Factory 160mm travel
- + Nude with DPS damping & EVOL
- + SRAM XO1 11 Speed
- + RS Reverb adj. Seat Post

The Genius LT has already made a name for itself as a well-established competitor in the Enduro World Series. Known for its ability to tackle rowdy terrain, going both up or down, the LT is one bike to handle it all. The new Genius LT 700 Tuned Plus takes this even further. With the same, great high-end spec and the addition of Plus sized wheels for tiger claw traction, added comfort and increased confidence, this bike is ready to party.

- + SRAM XO1 Optimized 1x11 Drive Train
- + Shimano XTR Disc Brakes
- + Front and Rear Thru Axle
- + Syncros Tubeless Ready Carbon Rims
- + Syncros Carbon Components
- + Rock Shox Reverb Stealth Adjustable Seatpost
- + Integrated Chainguide

AVAILABLE IN **27.5 PLUS**

FRAME	Genius LT 700 PLUS Carbon / IMP / HMX / BB92 / Alloy swingarm with 180PM U-Mono Link / Tapered Headtube IDS SL DM dropout for 148x12mm Boost 3.0" Tire clearance / BB height adj. 160mm rear travel
TRAVEL	Front and Rear: 160mm
FORK	FOX 36 Float Factory Air / Kashima FIT4 3-Modes with low speed adj. Boost 15x110mm QR axle / tapered steerer Lockout / reb. Adj. / 160mm travel
REAR SHOCK	FOX Nude / SCOTT custom w. travel / geo adj. DPS 3 modes: Lockout - Traction Control - Descend / Kashima / EVOL / reb. Adj. Travel 160 - 100 - Lockout / 215x60mm
REMOTE SYSTEM	SCOTT TwinLoc Downside Remote 3 modes front and rear / integ. Grip clamp
HEADSET	Syncros FL1.5 / Tapered 1.5" - 1 1/8" semi integ. OD 50/61mm / ID 44/55mm

REAR DERAILEUR	SRAM XO1 11 Speed
FRONT DERAILEUR	SCOTT Chainguide / DM
SHIFTERS	SRAM XO1 Trigger right only multi adj. / with Carbon cap
BRAKES	Shimano XTR M9020 Disc J-Kit / Pads w/Fin 203/F and 180/Rmm SM-RT81 CL Rotor
CRANKSET	SRAM XO1 GXP Boost PF / DM Carbon crankarm / QF 168 30T
BB-SET	SRAM GXP PF integrated / shell 41x89.5mm
HANDLEBAR	Syncros AM1.0 Carbon 10mm Rise / 35mm 9° / 760mm Syncros Pro lock-on grips
HANDLEBAR STEM	Syncros XM1.5 35mm HB diameter / 0° angle
SEATPOST	Rock Shox Reverb Stealth inside hydraulic remote system / 31.6mm S size 125mm / M and L 150mm

SEAT	Syncros XM1.0 / Carbon rails
HUB (FRONT)	Syncros TR1.5 PLUS CL / Boost 15x110mm made by DT Swiss
HUB (REAR)	Syncros TR1.0 PLUS CL / 148x12mm / RWS axle 36T Rachet System /XD / made by DT Swiss
CHAIN	SRAM PCX1
CASSETTE	SRAM XO1 / XGI195 10-42 T
SPOKES	DT Swiss Aero Comp
RIMS	Syncros TR1.5 PLUS 32H / Tubeless ready
TIRES	Schwalbe Front: Nobby Nic EVO / 2.80x27.5 / TrailStar Rear: Nobby Nic EVO / 2.80x27.5 / PaceStar Tubeless Easy
APPROX. WEIGHT	12.70kg / 28.00lbs

GENIUS LT 710 PLUS

241349



SIZE: S, M, L

WHAT'S NEW

- + Fork 36 FIT4 160mm travel
- + Nude with DPS damping & EVOL
- + SRAM GX1 11 Speed
- + RS Reverb adj. Seat Post

The Genius LT has already made a name for itself as a well-established competitor in the Enduro World Series. Known for its ability to tackle rowdy terrain, going both up or down, the LT is one bike to handle it all. The new Genius LT 710 Plus takes this even further. With the same, great high-end spec and the addition of Plus sized wheels for tiger claw traction, added comfort and increased confidence, this bike is ready to party.

- + SRAM GX1 Optimized 1x11 Drive Train
- + Shimano SLX Disc Brakes
- + Front and Rear Thru Axle
- + Syncros Tubeless Ready Rims
- + Syncros Components
- + Rock Shox Reverb Stealth Adjustable Seatpost
- + Integrated Chainguide

AVAILABLE IN **27.5 PLUS**

FRAME	Genius LT 700 PLUS Carbon / IMP / HMF / BB92 / Alloy swingarm with 180PM U-Mono Link / Tapered Headtube IDS SL dropouts for 148x12mm Boost 3.0" Tire clearance / BB height adj. 160mm rear travel
TRAVEL	Front and Rear: 160mm
FORK	FOX 36 Float Performance Elite Air FIT4 3-Modes with low speed adj. Boost 15x110mm QR axle / tapered steerer Lockout / reb. Adj. / 160mm travel
REAR SHOCK	FOX Nude / SCOTT custom w. travel / geo adj. DPS 3 modes: Lockout - Traction Control - Descend / EVOL / reb. Adj. Travel 160 - 100 - Lockout / 215x60mm
REMOTE SYSTEM	SCOTT TwinLoc Downside Remote 3 modes front and rear / integ. Grip clamp
HEADSET	Syncros Pro / Tapered 1.5" - 1 1/8" semi integ. OD 50/61mm / ID 44/55mm

REAR DERAILEUR	SRAM GX1 11 Speed
FRONT DERAILEUR	SCOTT Chainguide / DM
SHIFTERS	SRAM GX1 Trigger right only
BRAKES	Shimano SLX M675 Disc J-Kit 203/F and 180/Rmm SM-RT64 CL Rotor
CRANKSET	SRAM Custom GX1 GXP PF 30T
BB-SET	SRAM GXP PF integrated / shell 41x89.5mm 9° / 760mm
HANDLEBAR	Syncros AM1.5 10mm Rise / 35mm Syncros Pro lock-on grips
HANDLEBAR STEM	Syncros XM1.5 35mm HB diameter / 0° angle
SEATPOST	Rock Shox Reverb Stealth inside hydraulic remote system / 31.6mm S size 125mm / M and L 150mm
SEAT	Syncros XM1.5 / Titanium rails

HUB (FRONT)	Syncros CL811 / Boost 15x110mm made by Formula
HUB (REAR)	Syncros CL14811 / Boost 148x12mm RWS axle /XD / made by Formula
CHAIN	KMC X11L
CASSETTE	SRAM XGI150 10-42 T
SPOKES	DT Swiss Competition 2.0-1.8-2.0 Black
RIMS	Syncros X-40 / 27.5" / Tubeless Ready 40mm wide / 32H / Eyelets
TIRES	Schwalbe Front: Nobby Nic EVO / 2.80x27.5 / TrailStar Rear: Nobby Nic EVO / 2.80x27.5 / PaceStar Tubeless Easy
APPROX. WEIGHT	13.50kg / 29.76lbs

GENIUS LT 720 PLUS

241350

SIZE: S, M, L

WHAT'S NEW

- + Fork 36 FIT4 160mm travel
- + Float with DPS damping
- + SRAM GX1 11 Speed
- + adj. seatpost

The Genius LT has already made a name for itself as a well-established competitor in the Enduro World Series. Known for its ability to tackle rowdy terrain, going both up or down, the LT is one bike to handle it all. The new Genius LT 720 Plus takes this even further. With a rugged alloy frame and the addition of Plus sized wheels for tiger claw traction, added comfort and increased confidence, all at a lower price point, this bike is ready to party on the trail, and leaves you with some cash to party off of it!

- + SRAM GX1 optimized 1x11 Drive Train
- + Shimano SLX Disc Brakes
- + Front and Rear Thru Axle
- + Syncros Tubeless Ready Rims
- + Syncros Components
- + X-Fusion Hilo Strate Adjustable Seatpost
- + Integrated Chainguide

AVAILABLE IN **27.5 PLUS**

FRAME	Genius LT 700 PLUS Alloy 6061 custom butted Hydroformed tubes / tapered Headtube BB92 / U-Mono Link / rear 180PM IDS SL DM dropout for 148x12mm Boost BB height adj. / 160mm rear travel
TRAVEL	Front and Rear: 160mm
FORK	FOX 36 Float Performance Air FIT4 3-Modes Boost 15x110mm QR axle / tapered steerer Lockout / reb. Adj. / 160mm travel
REAR SHOCK	FOX Float Performance Elite / 3 modes DPS / Lockout - Trail - Descend reb. Adj. / 215x60mm
REMOTE SYSTEM	SCOTT TwinLoc Downside Remote 3 modes front and rear / integ. Grip clamp
HEADSET	Syncros Comp / Tapered 1.5" - 1 1/8" semi integ. OD 50/61mm / ID 44/55mm

REAR DERAILEUR	SRAM GX1 11 Speed
FRONT DERAILEUR	SCOTT Chainguide / DM
SHIFTERS	SRAM GX1 Trigger right only
BRAKES	Shimano SLX M675 Disc 203/F and 180/Rmm SM-RT64 CL Rotor
CRANKSET	SRAM Custom GX1 GXP PF 30T
BB-SET	SRAM GXP PF integrated / shell 41x89.5mm 9° / 760mm
HANDLEBAR	Syncros AM1.5 10mm Rise / 35mm 9° / 760mm Syncros Pro lock-on grips
HANDLEBAR STEM	Syncros XM1.5 35mm HB diameter / 0° angle
SEATPOST	X-Fusion Hilo Strate custom / 125mm adj. internal cable routing / remote

SEAT	Syncros XM2.0 / CROM rails
HUB (FRONT)	Syncros CL811 / Boost 15x110mm made by Formula
HUB (REAR)	Syncros CL14811 / Boost 148x12mm RWS axle /XD / made by Formula
CHAIN	KMC X11L
CASSETTE	SRAM XGI150 10-42 T
SPOKES	DT Swiss Champion Black 1.8mm
RIMS	Syncros X-40 / 27.5" / Tubeless Ready 40mm wide / 32H / Eyelets
TIRES	Schwalbe Front: Nobby Nic EVO / 2.80x27.5 / TrailStar Rear: Nobby Nic EVO / 2.80x27.5 / PaceStar Tubeless Easy
APPROX. WEIGHT	14.00kg / 30.86lbs



E-GENIUS 710 PLUS BIKE

241496



SIZE: S, M, L, XL

WHAT'S NEW

- + FOX 34 FIT4 140mm travel
- + Nude with DPS damping & EVOL
- + Shimano XT 11 Speed
- + RS Reverb adj. Seat Post
- + Bosch Performance CX System, 500wh Battery, Intuvia Display, SCOTT Design Cover
- + Internal cable routing

E-Bikes are good fun- we all know that. But when you strap some extra boost to the Genius and give it some Plus sized wheels, good fun turns into great fun. The all NEW E-Genius 710 Plus, with its 500wh Bosch E-Bike system, will make sure to keep you hootin' and hollerin' from sun up to sun down.

- + Shimano XT, 11 Speed Drivetrain
- + Shimano SLX M675 Disc Brakes

AVAILABLE IN 27.5 PLUS

FRAME	E-Genius PLUS 700 6061 Alloy custom butted tubes Tapered Headtube / IDS SL 150x12
E-DRIVE SYSTEM	Bosch Performance CX 250w System w/ 500wh battery / Intuvia Display
TRAVEL	Front: 140mm Rear: 130 - 90 - Lockout / Shock 190x50
FORK	FOX 34 Float Performance Elite Air FIT4 3-Modes with low speed adj. Boost 15x110mm QR axle / tapered steerer Lockout / reb. Adj. TwinLoc Remote integ. Grip clamp
REAR SHOCK	FOX Nude / SCOTT custom w. travel / geo adj DPS 3 modes: Lockout - Traction Control - De- scend / EVOL / reb. Adj.

HEADSET	Syncros Comp Tapered 1.5" - 1 1/8" semi integ. OD 50/61mm ID 44/55mm
REAR DERAILLEUR	Shimano XT RD-M8000-GS Shadow Plus / 11 Speed
SHIFTERS	Shimano XT SL-M8000 Rapidfire Plus / 2 way release w/gear indicator
BRAKE LEVERS	Shimano SLX BL-M675-B Disc
BRAKES	Shimano SLX M675 Disc 180/F and 180/Rmm SM-RT64 CL Rotor
CRANKSET	Miranda Delta Boost 17T
BB-SET	Bosch
HANDLEBAR	Syncros TR2.0 6061 / 4D forged / oversize 31.8mm 1 1/8" / 700 Series: +6°
HANDLEBAR STEM	Syncros TR2.0 6061 / 4D forged / oversize 31.8mm 1 1/8" / 700 Series: +6°

SEATPOST	Rock Shox Reverb Stealth inside hydraulic remote system / 31.6mm S size 125mm / M and L 150mm
SEAT	Syncros XM2.0 / CrMo rails
HUB (FRONT)	Formula CL- 811
HUB (REAR)	Shimano ZEE FH-M645
CHAIN	Shimano CN-HG700
CASSETTE	Shimano CS-M8000-11 11-42 T
SPOKES	DT Champion
RIMS	Syncros X-40 27.5" / Tubeless Ready 40mm wide / 32H / Eyelets
TIRES	Schwalbe Nobby Nic EVO / 3.0 x 27.5 PaceStar compound / Tubeless Easy
APPROX. WEIGHT	21.80 kg / 48.06 lbs

E-GENIUS 720 PLUS BIKE

241497



SIZE: S, M, L, XL

WHAT'S NEW

- + Fork 34 FIT4 140mm travel
- + Nude with DPS damping
- + Shimano SLX 10 Speed
- + Bosch Performance CX System 500wh Battery, SCOTT Design Cover
- + Full internal cable routing

E-Bikes are good fun- we all know that. But when you strap some extra boost to the Genius and give it some Plus sized wheels, good fun turns into great fun. The all NEW E-Genius 720 Plus, with its 500wh Bosch E-Bike system, will make sure to keep you hootin' and hollerin' from sun up to sun down.

- + Shimano SLX / Deore, 10 Speed Drivetrain
- + Shimano M506 Disc Brakes

AVAILABLE IN 27.5 PLUS

FRAME	E-Genius PLUS 700 6061 Alloy custom butted tubes Tapered Headtube / IDS SL 150x12
E-DRIVE SYSTEM	Bosch Performance CX 250w System w/ 500wh battery / Intuvia Display
TRAVEL	Front: 140mm Rear: 130 - 90 - Lockout / Shock 190x50
FORK	FOX 34 Float Performance Air FIT4 3-Modes Boost 15x110mm QR axle / tapered steerer Lockout / reb. Adj. TwinLoc Remote
REAR SHOCK	FOX Nude / SCOTT custom w. travel / geo adj DPS 3 modes: Lockout - Traction Control - De- scend / reb. Adj.

HEADSET	Syncros Comp Tapered 1.5" - 1 1/8" semi integ. OD 50/61mm ID 44/55mm
REAR DERAILLEUR	Shimano SLX RD-M675 GS Shadow Plus Type / 10 Speed
SHIFTERS	Shimano Deore SL-M610 Rapidfire Plus / 2 way release w/gear indicator
BRAKE LEVERS	Shimano BL-M506 Disc
BRAKES	Shimano M506 Disc 180/F and 180/Rmm SM-RT54 CL Rotor
CRANKSET	Miranda Delta Boost 17T
BB-SET	Bosch
HANDLEBAR	Syncros FL2.0 T-bar Alloy 7050 D.B. / 9° / 740mm Syncros Pro lock-on grips

HANDLEBAR STEM	Syncros TR2.0 6061 / 4D forged / oversize 31.8mm 1 1/8" / 700 Series: +6°
SEATPOST	Syncros FL2.5 / 31.6mm
SEAT	Syncros XM2.0 / CrMo rails
HUB (FRONT)	Formula CL- 811
HUB (REAR)	Shimano ZEE FH-M645
CHAIN	KMC X10
CASSETTE	Shimano CS-HG50-10 11-36 T
SPOKES	DT Champion
RIMS	Syncros X-40 27.5" / Tubeless Ready 40mm wide / 32H / Eyelets
TIRES	Schwalbe Nobby Nic EVO / 3.0 x 27.5 PaceStar compound / Tubeless Easy
APPROX. WEIGHT	21.50 kg / 47.40 lbs

E-CONTESSA GENIUS 720 PLUS BIKE

241498



SIZE: S, M, L

WHAT'S NEW

- + FOX 34 27.5 Boost FIT4 140mm travel
- + Nude with DPS damping
- + Shimano SLX 10 Speed
- + Bosch Performance CX System 500wh Battery, SCOTT Design Cover
- + Internal cable routing

E-Bikes are good fun- we all know that. But when you strap some extra boost to the Contessa Genius and give it some Plus sized wheels, good fun turns into great fun. The all NEW E-Contessa Genius 720 Plus, with its 500wh Bosch E-Bike system, is sure to keep you roosting berms and showing tricky, rooty climbs who is boss all day long.

- + Shimano SLX / Deore, 10 Speed Drivetrain
- + Shimano BL-M506 Disc Brakes

AVAILABLE IN 27.5 PLUS

FRAME	E-Contessa Genius PLUS 700 6061 Alloy custom butted tubes Tapered Headtube / IDS SL 150x12
E-DRIVE SYSTEM	Bosch Performance Cx 250w System w/ 500wh battery / Intuvia Display
TRAVEL	Front: 140mm Rear: 130 - 90 - Lockout / Shock 190x50
FORK	FOX 34 Float Performance Air FIT4 3-Modes Boost 15x110mm QR axle / tapered steerer Lockout / reb. Adj. TwinLoc Remote
REAR SHOCK	FOX Nude / SCOTT custom w. travel / geo adj DPS 3 modes: Lockout - Traction Control - De- scend / reb. Adj.

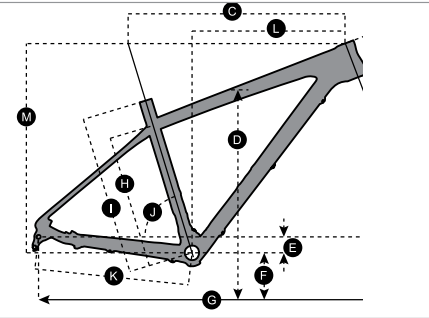
HEADSET	Syncros Comp Tapered 1.5" - 1 1/8" semi integ. OD 50/61mm ID 44/55mm
REAR DERAILLEUR	Shimano SLX RD-M675 GS Shadow Plus Type / 10 Speed
SHIFTERS	Shimano Deore SL-M610 Rapidfire Plus / 2 way release w/gear indicator
BRAKE LEVERS	Shimano BL-M506 Disc
BRAKES	Shimano M506 Disc 180/F and 180/Rmm SM-RT54 CL Rotor
CRANKSET	Miranda Delta Boost 17T
BB-SET	Bosch
HANDLEBAR	Syncros FL2.0 T-bar Alloy 7050 D.B. / 9° / 720mm Syncros Evo lock-on grips

HANDLEBAR STEM	Syncros TR2.0 6061 / 4D forged / oversize 31.8mm 1 1/8" / 700 Series: +6°
SEATPOST	Syncros FL2.5 / 31.6mm
SEAT	Syncros FL2.5 Women Optimized
HUB (FRONT)	Formula CL- 811
HUB (REAR)	Shimano ZEE FH-M645
CHAIN	KMC X10
CASSETTE	Shimano CS-HG50-10 11-36 T
SPOKES	DT Champion
RIMS	Syncros X-40 27.5" / Tubeless Ready 40mm wide / 32H / Eyelets
TIRES	Schwalbe Nobby Nic EVO / 3.0 x 27.5 PaceStar compound / Tubeless Easy
APPROX. WEIGHT	21.50 kg / 47.40 lbs



SCALE PLUS SERIES: 710, 720

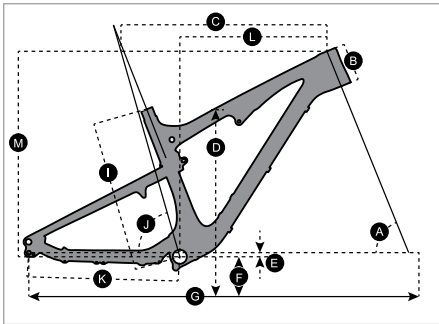
	S		M		L		XL	
A HEAD TUBE ANGLE	67.6°		67.6°		67.6°		67.6°	
B HEAD TUBE LENGTH	100.0 mm	3.9 in	105.0 mm	4.1 in	115.0 mm	4.5 in	125.0 mm	4.9 in
C TOP TUBE HORIZONTAL	577.0 mm	22.7 in	602.0 mm	23.7 in	627.0 mm	24.7 in	652.0 mm	25.7 in
D STANDOVER HEIGHT	780.0 mm	30.7 in	806.0 mm	31.7 in	829.0 mm	32.6 in	857.0 mm	33.7 in
E BB OFFSET	-50.0 mm	-2.0 in	-50.0 mm	-2.0 in	-50.0 mm	-2.0 in	-50.0 mm	-2.0 in
F BB HEIGHT	315.0 mm	12.4 in	315.0 mm	12.4 in	315.0 mm	12.4 in	315.0 mm	12.4 in
G WHEEL BASE	1'108.0 mm	43.6 in	1'133.4 mm	44.6 in	1'159.3 mm	45.6 in	1'185.2 mm	46.7 in
H BB CENTER TO TOPTUBE CENTER	328.0 mm	12.9 in	383.0 mm	15.1 in	425.0 mm	16.7 in	477.0 mm	18.8 in
I BB CENTER TO TOP OF SEATTUBE	390.0 mm	15.4 in	440.0 mm	17.3 in	480.0 mm	18.9 in	530.0 mm	20.9 in
J SEAT ANGLE	72.8°		72.8°		72.8°		72.8°	
K CHAINSTAY	439.0 mm	17.3 in	439.0 mm	17.3 in	439.0 mm	17.3 in	439.0 mm	17.3 in
L REACH	389.0 mm	15.3 in	412.0 mm	16.2 in	435.0 mm	17.1 in	457.0 mm	18.0 in
M STACK	607.0 mm	23.9 in	612.0 mm	24.1 in	621.0 mm	24.4 in	631.0 mm	24.8 in
N STEM LENGTH	50.0 mm	2.0 in	60.0 mm	2.4 in	70.0 mm	2.8 in	80.0 mm	3.1 in



SCALE PLUS SERIES

GENIUS PLUS: TUNED, 710, 720

	S		S		M		M		L		L		XL		XL	
	LOW BB SETTING		HIGH BB SETTING		LOW BB SETTING		HIGH BB SETTING		LOW BB SETTING		HIGH BB SETTING		LOW BB SETTING		HIGH BB SETTING	
A HEAD TUBE ANGLE	67.5°		68.0°		67.5°		68.0°		67.5°		68.0°		67.5°		68.0°	
B HEAD TUBE LENGTH	100.0 mm	3.9 in	100.0 mm	3.9 in	100.0 mm	3.9 in	100.0 mm	3.9 in	110.0 mm	4.3 in	110.0 mm	4.3 in	120.0 mm	4.7 in	120.0 mm	4.7 in
C TOP TUBE HORIZONTAL	570.0 mm	22.4 in	570.0 mm	22.4 in	600.0 mm	23.6 in	600.0 mm	23.6 in	625.0 mm	24.6 in	625.0 mm	24.6 in	650.0 mm	25.6 in	650.0 mm	25.6 in
D STANDOVER HEIGHT	819.0 mm	32.2 in	822.0 mm	32.4 in	823.0 mm	32.4 in	826.0 mm	32.5 in	843.0 mm	33.2 in	846.0 mm	33.3 in	865.0 mm	34.1 in	868.0 mm	34.2 in
E BB OFFSET	-30.0 mm	-1.2 in	-25.0 mm	-1.0 in	-30.0 mm	-1.2 in	-25.0 mm	-1.0 in	-30.0 mm	-1.2 in	-25.0 mm	-1.0 in	-30.0 mm	-1.2 in	-25.0 mm	-1.0 in
F BB HEIGHT	335.0 mm	13.2 in	340.0 mm	13.4 in	335.0 mm	13.2 in	340.0 mm	13.4 in	335.0 mm	13.2 in	340.0 mm	13.4 in	335.0 mm	13.2 in	340.0 mm	13.4 in
G WHEEL BASE	1'135.0 mm	44.7 in	1'134.0 mm	44.6 in	1'165.0 mm	45.9 in	1'164.0 mm	45.8 in	1'191.0 mm	46.9 in	1'190.0 mm	46.9 in	1'271.0 mm	50.0 in	1'270.0 mm	50.0 in
H BB CENTER TO TOPTUBE CENTER	336.0 mm	13.2 in	336.0 mm	13.2 in	345.0 mm	13.6 in	345.0 mm	13.6 in	378.0 mm	14.9 in	378.0 mm	14.9 in	409.0 mm	16.1 in	409.0 mm	16.1 in
I BB CENTER TO TOP OF SEATTUBE	415.0 mm	16.3 in	415.0 mm	16.3 in	440.0 mm	17.3 in	440.0 mm	17.3 in	475.0 mm	18.7 in	475.0 mm	18.7 in	510.0 mm	20.1 in	510.0 mm	20.1 in
J SEAT ANGLE	73.9°		74.4°		73.9°		74.4°		73.9°		74.4°		73.9°		74.4°	
K CHAINSTAY	445.0 mm	17.5 in	445.0 mm	17.5 in	445.0 mm	17.5 in	445.0 mm	17.5 in	445.0 mm	17.5 in	445.0 mm	17.5 in	445.0 mm	17.5 in	445.0 mm	17.5 in
L REACH	395.0 mm	15.6 in	399.0 mm	15.7 in	425.0 mm	16.7 in	429.0 mm	16.9 in	448.0 mm	17.6 in	452.0 mm	17.8 in	470.0 mm	18.5 in	474.0 mm	18.7 in
M STACK	613.0 mm	24.1 in	610.0 mm	24.0 in	614.0 mm	24.2 in	611.0 mm	24.1 in	623.0 mm	24.5 in	620.0 mm	24.4 in	633.0 mm	24.9 in	630.0 mm	24.8 in
N STEM LENGTH	40.0 mm	1.6 in	40.0 mm	1.6 in	50.0 mm	2.0 in	50.0 mm	2.0 in	60.0 mm	2.4 in	60.0 mm	2.4 in	70.0 mm	2.8 in	70.0 mm	2.8 in

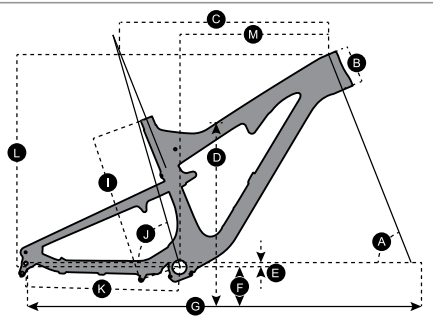


GENIUS PLUS SERIES



GENIUS LT PLUS: 700 TUNED, 710, 720

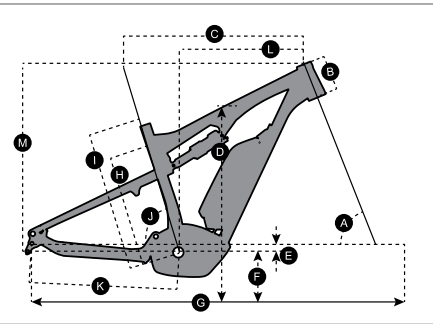
	S		S		M		M		L		L	
	LOW BB SETTING		HIGH BB SETTING		LOW BB SETTING		HIGH BB SETTING		LOW BB SETTING		HIGH BB SETTING	
A HEAD TUBE ANGLE	65.8°		66.3°		65.8°		66.3°		65.8°		66.3°	
B HEAD TUBE LENGTH	100.0 mm	3.9 in	100.0 mm	3.9 in	110.0 mm	4.3 in	110.0 mm	4.3 in	120.0 mm	4.7 in	120.0 mm	4.7 in
C TOP TUBE HORIZONTAL	570.0 mm	22.4 in	570.0 mm	22.4 in	600.0 mm	23.6 in	600.0 mm	23.6 in	625.0 mm	24.6 in	625.0 mm	24.6 in
D STANDOVER HEIGHT	815.0 mm	32.1 in	818.0 mm	32.2 in	820.0 mm	32.3 in	823.0 mm	32.4 in	832.0 mm	32.8 in	835.0 mm	32.9 in
E BB OFFSET	-20.0 mm	-0.8 in	-20.0 mm	-0.8 in	-20.0 mm	-0.8 in	-20.0 mm	-0.8 in	-20.0 mm	-0.8 in	-20.0 mm	-0.8 in
F BB HEIGHT	345.0 mm	13.6 in	345.0 mm	13.6 in	345.0 mm	13.6 in	345.0 mm	13.6 in	345.0 mm	13.6 in	345.0 mm	13.6 in
G WHEEL BASE	1'161.0 mm	45.7 in	1'160.0 mm	45.7 in	1'192.0 mm	46.9 in	1'191.0 mm	46.9 in	1'219.0 mm	48.0 in	1'218.0 mm	48.0 in
H BB CENTER TO TOPTUBE CENTER	335.0 mm	13.2 in	335.0 mm	13.2 in	335.0 mm	13.2 in	335.0 mm	13.2 in	350.0 mm	13.8 in	350.0 mm	13.8 in
I BB CENTER TO TOP OF SEATTUBE	415.0 mm	16.3 in	415.0 mm	16.3 in	440.0 mm	17.3 in	440.0 mm	17.3 in	475.0 mm	18.7 in	475.0 mm	18.7 in
J SEAT ANGLE	74.0°		74.5°		74.0°		74.5°		74.0°		74.5°	
K CHAINSTAY	448.0 mm	17.6 in	448.0 mm	17.6 in	448.0 mm	17.6 in	448.0 mm	17.6 in	448.0 mm	17.6 in	448.0 mm	17.6 in
L REACH	390.0 mm	15.4 in	394.0 mm	15.5 in	417.0 mm	16.4 in	421.0 mm	16.6 in	439.0 mm	17.3 in	443.0 mm	17.4 in
M STACK	608.0 mm	23.9 in	605.0 mm	23.8 in	618.0 mm	24.3 in	615.0 mm	24.2 in	627.0 mm	24.7 in	624.0 mm	24.6 in
N STEM LENGTH	40.0 mm	1.6 in	40.0 mm	1.6 in	50.0 mm	2.0 in	50.0 mm	2.0 in	60.0 mm	2.4 in	60.0 mm	2.4 in



GENIUS LT PLUS SERIES

E-GENIUS PLUS: 910, 920

	S		S		M		M		L		L		XL		XL	
	LOW BB Setting		HIGH BB Setting		LOW BB Setting		HIGH BB Setting		LOW BB Setting		HIGH BB Setting		LOW BB Setting		HIGH BB Setting	
A HEAD TUBE ANGLE	67.5°		67.9°		67.5°		67.9°		67.5°		67.9°		67.5°		67.9°	
B HEAD TUBE LENGTH	120.0 mm	4.7 in	120.0 mm	4.7 in	120.0 mm	4.7 in	120.0 mm	4.7 in	130.0 mm	5.1 in	130.0 mm	5.1 in	140.0 mm	5.5 in	140.0 mm	5.5 in
C TOP TUBE HORIZONTAL	575.0 mm	22.6 in	575.0 mm	22.6 in	600.0 mm	23.6 in	600.0 mm	23.6 in	625.0 mm	24.6 in	625.0 mm	24.6 in	650.0 mm	25.6 in	650.0 mm	25.6 in
D STANDOVER HEIGHT	805.0 mm	31.7 in	807.0 mm	31.8 in	805.0 mm	31.7 in	807.0 mm	31.8 in	930.0 mm	36.6 in	933.6 mm	32.8 in	943.0 mm	37.1 in	947.0 mm	33.3 in
E BB OFFSET	-30.0 mm	-1.2 in	-24.8 mm	-1.0 in	-30.0 mm	-1.2 in	-24.8 mm	-1.0 in	-30.0 mm	-1.2 in	-24.8 mm	-1.0 in	-30.0 mm	-1.2 in	-24.8 mm	-1.0 in
F BB HEIGHT	343.0 mm	13.5 in	348.2 mm	13.7 in	343.0 mm	13.5 in	348.2 mm	13.7 in	343.0 mm	13.5 in	348.2 mm	13.7 in	343.0 mm	13.5 in	348.2 mm	13.7 in
G WHEEL BASE	1'185.7 mm	46.7 in	1'185.2 mm	46.7 in	1'210.7 mm	47.7 in	1'210.2 mm	47.6 in	1'236.9 mm	48.7 in	1'236.3 mm	48.7 in	1'263.1 mm	49.7 in	1'262.5 mm	49.7 in
H BB CENTER TO TOPTUBE CENTER																
I BB CENTER TO TOP OF SEATTUBE	420.0 mm	16.5 in	420.0 mm	16.5 in	440.0 mm	17.3 in	440.0 mm	17.3 in	475.0 mm	18.7 in	475.0 mm	18.7 in	510.0 mm	20.1 in	510.0 mm	20.1 in
J SEAT ANGLE	73.9°		73.9°		73.9°		73.9°		73.9°		73.9°		73.9°		73.9°	
K CHAINSTAY	490.0 mm	19.3 in	490.0 mm	19.3 in	490.0 mm	19.3 in	490.0 mm	19.3 in	490.0 mm	19.3 in	490.0 mm	19.3 in	490.0 mm	19.3 in	490.0 mm	19.3 in
L REACH	393.7 mm	15.5 in	398.4 mm	15.7 in	418.7 mm	16.5 in	423.3 mm	16.7 in	441.0 mm	17.4 in	445.7 mm	17.5 in	463.4 mm	18.2 in	468.0 mm	18.4 in
M STACK	628.1 mm	24.7 in	625.2 mm	24.6 in	628.1 mm	24.7 in	625.0 mm	24.6 in	637.3 mm	25.1 in	634.1 mm	25.0 in	646.6 mm	25.5 in	643.3 mm	25.3 in
N STEM LENGTH	50.0 mm	2.0 in	50.0 mm	2.0 in	60.0 mm	2.4 in	60.0 mm	2.4 in	70.0 mm	2.8 in	70.0 mm	2.8 in	80.0 mm	3.1 in	80.0 mm	3.1 in



E-GENIUS SERIES

ACTION SHOTS PLUS BIKES

<http://mdb.SCOTT-sports.com/pindownload/login.do?pin=DAMTKIYG5AEP>
PIN-Code: DAMTKIYG5AEP

TECH&FACTS REPORT PLUS LINE-UP

<http://mdb.SCOTT-sports.com/pindownload/login.do?pin=VO8SQM5SL9PT>
PIN-Code: VO8SQM5SL9PT

SCOTT EMPLOYEES & ATHLETES

<http://mdb.SCOTT-sports.com/pindownload/login.do?pin=9WEIIVQ13QMC>
PIN-Code: 9WEIIVQ13QMC

STUDIO SHOTS BIKES DETAILS

<http://mdb.SCOTT-sports.com/pindownload/login.do?pin=J3EFC1D0GKV6>
PIN-Code: J3EFC1D0GKV6

STUDIO SHOTS BIKES

<http://mdb.SCOTT-sports.com/pindownload/login.do?pin=JDD1J03GK1FM>
PIN-Code: JDD1J03GK1FM

For more information, please contact:

jochen.haar@SCOTT-sports.com
PR & Communication Manager



TECH AND FACTS REPORT

SCOTT 27.5" PLUS LINE-UP

COPYRIGHT: SCOTT SPORTS 2015/16

**IMAGERY: MARTIN BISSIG, JOCHEN HAAR,
FRED LEISER, MARKUS GREBER**

SCOTT-SPORTS.COM